

《 next to, under, on 》

～の隣に    ～の下に    ～の上

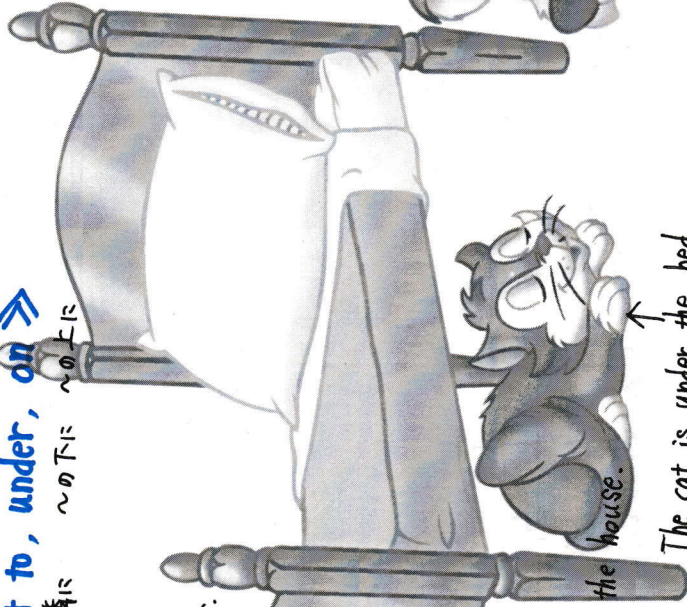
- ▶ Take the mouse. Put the mouse next to the house.
- cat. Put the cat under the bed.
- hat. Put the hat on the back of the chair.
- bear. Put the bear on the chair.




▶ Where is the bear? ... On the chair.  
 cat? ... Under the bed.  
 hat? ... On the back of the chair.

▶ Is the mouse on the house? ... No, the mouse is not on the house.  
 in the house?  
 Where is the mouse? ... The mouse is next to the house.

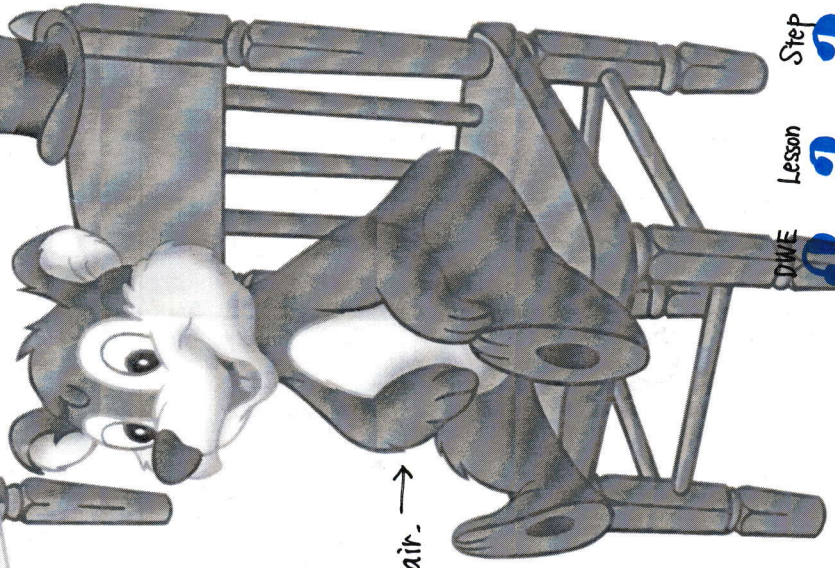
The hat is on the back of the chair.



The cat is under the bed.



The mouse is next to the house.



The bear is on the chair.

DWAVE





Lesson

Step

2-3-3

ACTIVITY CARD C << next to >>  
 ~の隣に

- ▶ Put Minnie on the blue chair. Now, Minnie is sitting next to Mickey.
- ▶ Who is Minnie sitting next to? ... (Minnie is sitting next to) Mickey.
- ▶ Who is Steekey sitting next to? ... (Mickey is sitting next to) Minnie and Goofy.
- ▶ Is Clarabelle sitting next to Minnie? ... No, she's not.  
 / Goofy? ... Yes, she is.

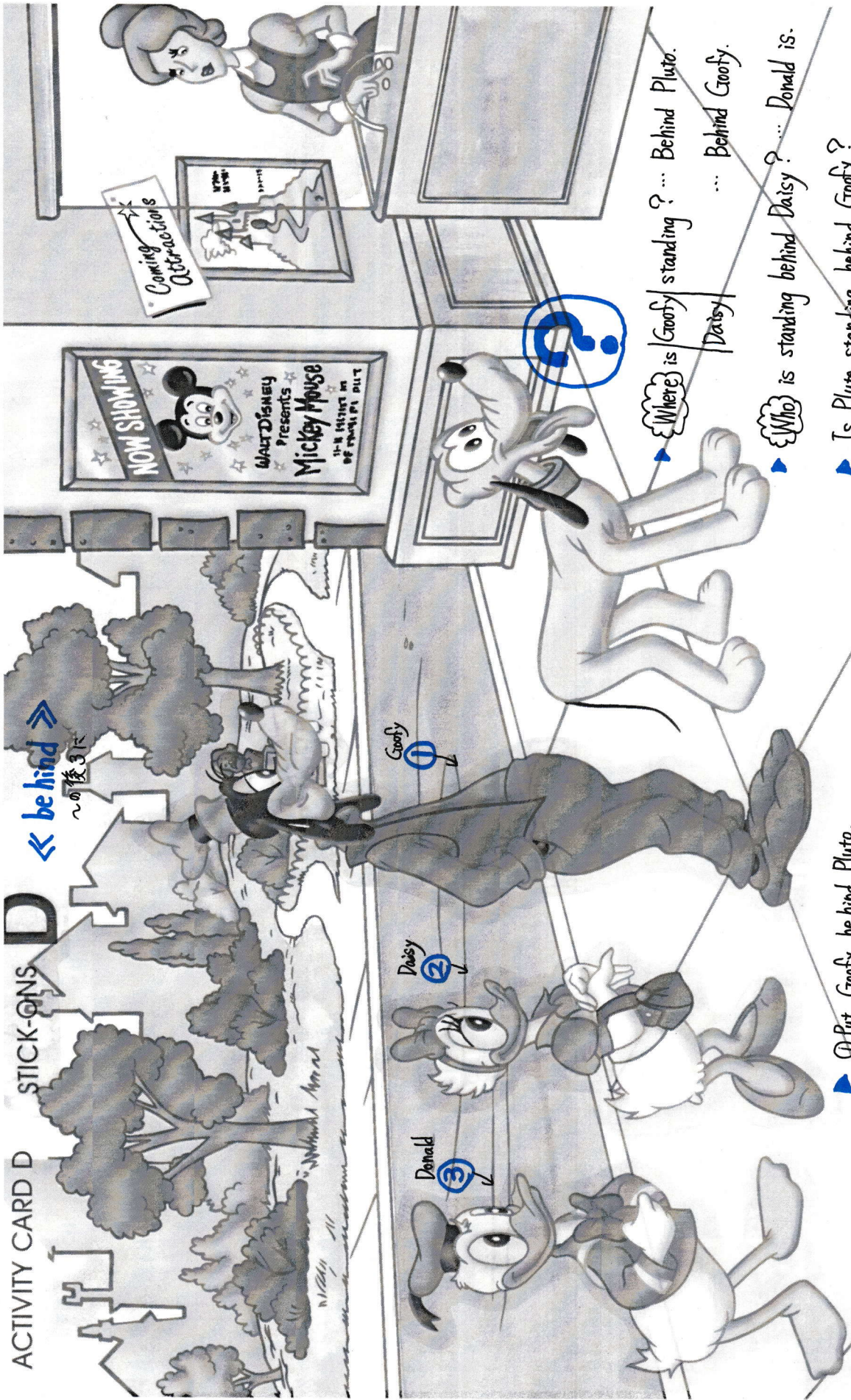


DWE Lesson Step

2-3-4

《 behind 》

後ろに



- ▶ ① Put Goofy behind Pluto.
- ▶ ② Put Daisy behind Goofy.
- ▶ ③ Put Donald behind Daisy.

Pluto, Goofy, Daisy, and Donald are standing in line.

Where is Goofy standing? ... Behind Pluto.  
Daisy ... Behind Goofy.

Who is standing behind Daisy? ... Donald is.

Is Pluto standing behind Goofy?

... No, he's not.

Goofy is standing behind Pluto.

# STICK-ONS

## E ① Roses

4つの白バラ (4 white roses, 6つの赤バラ (6 red roses))

Go get Activity Card E. It's the green card with nothing on it.

Get Stick-Ons E, too. Be sure to take all the Stick-Ons off the cards.

▶ What's on the card? ... There's nothing on the card.

▶ Put ten roses on the card.


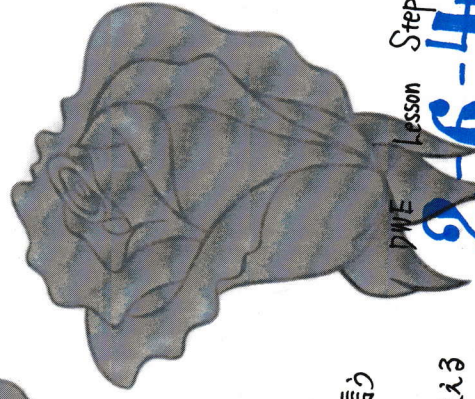
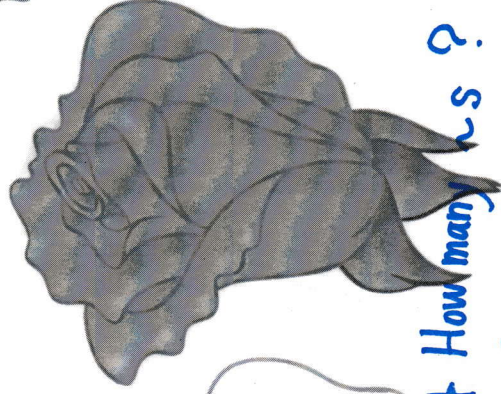


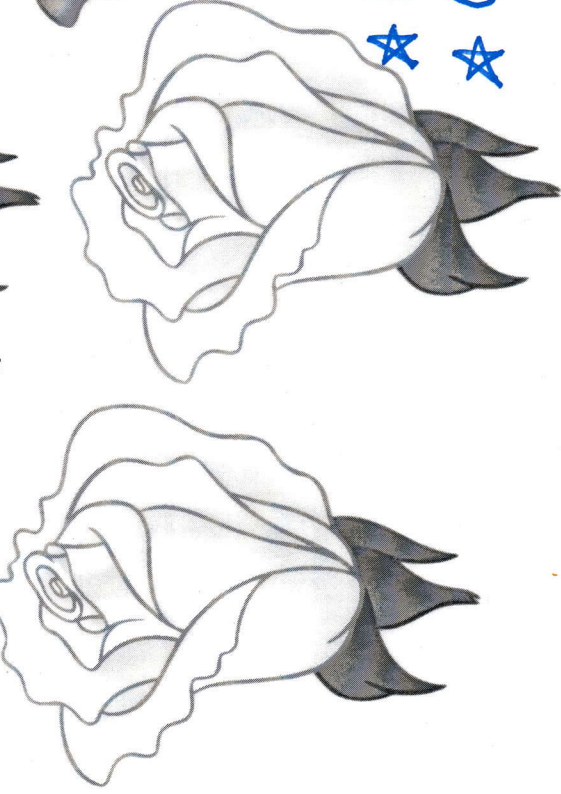
▶ How many roses are on the card? Let's count them. 1. 2. 3. ... 7. 10.

▶ How many red roses are there?

white roses

▶ Six roses are red and four roses are white.

Now, take off all the roses.



## Counting

バラ、馬、顔、家を数える

色、表情、大きさで数え分ける

Take off ~ で 指示通りはがす

最後に必ず全てはがす

(答え方) 数字を言う

★ How many ~s? → いくつ?

(答え方) 1から数える

★ Count the ~s! → 数えて!

▶ What's on the card now? ... There's nothing on the card.

▶ Put ten horses on the card.

How many of the horses are white?

black

Count the white horses.

1, 2, ... 7

Seven of the horses are white.

black

1, 2, 3

Three of the horses are black.



▶ Take off six white horses.

How many white horses are left on the card? ... Just one white horse is left.

▶ Take off one black horse.

How many black horses are left? ... Two. Two black horses are left on the card.

▶ Take off all the horses.



▶ What's on the card now ? Nothing!

▶ Put ten faces on the card. Count the faces. 1. 2. 3... 9. 10.

Some of the faces are happy.

Some of the faces are not happy. They're sad.

▶ How many happy faces are there ? Count them. 1. 2. 3. 4. 5

Five happy faces and five sad faces.

▶ Take off four happy faces.

▶ How many happy faces are left on the card ?





One. Just one happy face is left.

▶ happy → sad

▶ How many faces are there on the card ?

Two. There are two faces on the card. ... one happy face and one sad face.

Take off the faces.



▶ What's on the card now? ... Nothing. There's nothing on the card.

▶ Put one big house on the card.

Put another big house on the card.

How many big houses are there on the card? ... Two. There are two big houses.

▶ Put all the little houses on the card. Count the little houses. 1. 2. ... 9. 10.

Count the big houses. 1. 2. **all**

There are ten houses in all.

▶ Take off the big houses. seven little houses.

How many little houses are left? ... Only one.

How many big houses are left? ... None.

There's one little house and no big houses.

▶ Take off the little house.

Now, how many houses are left on the card? ... None.

What's on the card? ... Nothing.

There's nothing at all on the card.

